


# FineTek SE19 Economic Type Rotary Paddle Level Switch



## Principle

The Paddle Switch operating principle is simple. A unit is usually located through the bin wall at the top, middle or low level of a bin. During normal operation (no material present) a synchronous motor rotates the paddle at 1 RPM. When this paddle rotation is impeded by the material surrounding the paddle, the motor will stall and cause the Micro switch to change state and indicate an alarm or control condition.

## Features

- Airtight sealing device, outdoor application is available.
- Unique sealing ring design, it prevents dust ingress to housing along the shaft.
- The torque force is adjustable.
- The performance of torsion is stable and reliable.
- If the rotary paddle bears an extra overload, the motor will be appeared slide to prevent the inside mechanism damaged.
- It is rationally designed, the inside mechanisms are easily tore down for maintenance and replacement while still on the silo.

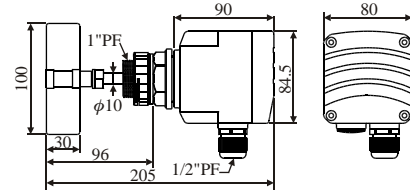
## Applications

Powders, plastic, chemical, medical, forage, cement and fertilizer powders.

## Product Dimension

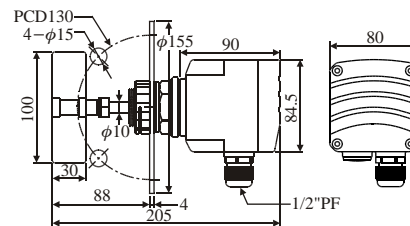
### SE190

#### SCREW TYPE



### SE191

#### FLANGE TYPE



## Specification

1. Power source: (A)110VAC 50/60Hz,  
(B)220VAC 50/60Hz
2. Contact capacity: SPDT 5A/250Vac
3. Power consumption: 4W (max.)
4. Ambient Temp.: -20°C~+60°C
5. Operating Temp.: -20°C~+70°C
6. Operating Pressure: 2kg/cm<sup>2</sup>
7. Rotary speed: 1RPM
8. Torque: 1.1~1.6kg-cm ±0.2
9. Specific gravity: 0.5g/cm<sup>3</sup>
10. Connection:  
Screw : 1"PF, Flange: JIS 2-1/2" x 5kg/cm<sup>2</sup>



**FineTek Co., Ltd.**

No.16, Tzuchiang St., Tucheng Industrial Park, Taipei Hsien, Taiwan

Tel: 886-2-22696789

Fax: 886-2-22686682

e-mail: [info@fine-tek.com](mailto:info@fine-tek.com)

<http://www.fine-tek.com>

